












TECHNICAL INFORMATION

1. Size & Packing

Size(mm)	Thickness(mm)	Pcs/Box	m ² /Box	Kg/m ²
500x500	3	16 pcs/box	4 m ²	5.0
	5	10 pcs/box	2.5 m ²	8.2
1000x500	3	8 pcs/box	4 m ²	5.0
	5	5 pcs/box	2.5 m ²	8.2

2. Test Result

Test Item		Standard	LOOM ⁺
Level of use		EN 685	33
Fraying		EN 1814	Frayproof
Thermal resistance		ISO 8302	0.02m ² K/W
Castor chair resistance		EN 985	No damage
Dimensional stability		ISO 23999 / EN 434 EN 986	≤ 0.10% [Norm: ≤ 0.25%] Passed
Fire resistance		EN 13501	Bfl -s1
Formaldehyde group		EN 717-1	E1
Indoor air quality			Low VOC
Underfloor heating		EN 12524	Suitable
Light fastness		ISO 105-B02	≥ 6
Slip resistance		DIN 51130 EN 13893	R10 DS
Flexibility		ISO 24344	Passed
Impact sound insulation		ISO 10140-3	9dB
Body Voltage		EN 1815	< 2kV
Squareness & Straightness		ISO 24342 ASTM F2055	No deviation ≤ 0.01 in
Residual indentation		EN 433 ASTM F1914	≤ 0.1mm < 8%
Resistance to chemicals		ISO 26987 ASTM F925	No Defects No Defects

3. Caution

Condition in at least 18°C or the normal temperature of the room where the product is to be laid, for at least 48 hours before installing. Cartons must be stacked less than 5 high and tiles removed 30 minutes before use. The site conditions must be maintained during installation and for at least 48 hours after completion. NOX Corporation will not accept claims where these instructions have not been followed.

4. Certificate



Visit www.loomplus.com for the detailed installation / maintenance guides and technical information.